


THE MISSISSIPPI OPIOID AND HEROIN DATA COLLABORATIVE



Provisional Data Report Third Quarter (July through September) 2023

**Mississippi Board of Pharmacy Mississippi
Bureau of Narcotics**

Mississippi State Department of Health

Mississippi Department of Mental Health

Mississippi Public Health Institute

10/15/2023

DATA AND REPORT OVERVIEW

- This report summarizes data on opioid prescriptions dispensed in Mississippi, fatal drug overdoses reported to the Mississippi Bureau of Narcotics, naloxone administrations by Emergency Medical Services for suspected overdoses, drug-related arrests, and treatment services for opioid-related disorders within facilities certified by the Mississippi Department of Mental Health.
- The goal of this report is to provide timely and accurate information to public and policy makers on key indicators measuring the scope and severity of the opioid epidemic in Mississippi. The findings reported here, therefore, aim to inform and support data-driven decision-making. This report is updated quarterly to foster continuous quality improvement.
- All of the statistics featured in this report are based on available data. Data availability limitations vary somewhat across reported indicators. Detailed information regarding each of the data sources used in the report is presented in the technical notes on page 2.

Opioid prescriptions

Overdose deaths

Treatments for opioid use disorders

Naloxone administrations

Drug-related arrests

This project was supported by the following grants:

The State Opioid Response (SOR) Grant No. TI083319 awarded by the Substance Abuse and Mental Health Services Administration (SAMHSA). The SOR program aims to address the opioid crisis by increasing access to medication-assisted treatment using the three FDA-approved medications for the treatment of opioid use disorder, reducing unmet treatment need, and reducing opioid overdose-related deaths through the provision of prevention, treatment, and recovery activities for opioid use disorder (OUD) (including the illicit use of prescription opioids, heroin, and fentanyl and fentanyl analogs). This program also supports evidence-based prevention, treatment, and recovery support services to address stimulant misuse and use disorders, including for cocaine and methamphetamine.

Mississippi COAP (Comprehensive Opioid Abuse Program) for Grant Period 2018 – 2022, was a data quality improvement initiative funded by the Office of Justice Programs. COAP enhanced the quality of Mississippi's data on state-level opioid overdoses and related risk factors. Such data are necessary to conduct ongoing monitoring of the impact of opioid overdoses and related challenges within the state. They also provide opportunities for data-driven opioid problem mitigation.

** The original formatting for these reports was developed by Manuela Staneva, MPH, Epidemiologist, Mississippi State Department of Health.*

TECHNICAL NOTES

Data Sources

Prescription Monitoring Program (PMP): The PMP is a statewide electronic database designed to collect information on the dispensing of controlled substances. These data are used to inform the public about current trends in prescription drug use and assist medical professionals in making informed clinical decisions while preventing the illegitimate use of controlled substances. PMP data is collected by the Mississippi Board of Pharmacy. The findings presented in this report include prescriptions for opioid analgesics and opioid-containing cough medications.

Drug-Related Mortality Data: The Mississippi Bureau of Narcotics draws data regarding overdose deaths from information as reported by coroners. In an effort to be consistent, MBN provides the number of overdose deaths that are reported for the quarter in which the death occurred, as determined by the coroner. Additionally, not all coroners report overdose deaths during the period that they occurred due to local variations in reporting capacity. Therefore, the reported data on overdose death counts may be incomplete, thereby creating a possible undercount for any given reporting period.

Mississippi Emergency Medical Services Data: The Mississippi State Department of Health collects state-level data and maintains a cutting-edge database on all episodes of emergency medical care delivered by Emergency Medical Services (EMS). The data set contains structured data elements such as incident date and county, patient demographics, main patient complaint, and medications administered. It should be noted that transitions in data reporting systems may lead to future updates of these data.

Syndromic Surveillance Emergency Department Data: Syndromic surveillance (SynS) provides public health officials with a timely system for detecting, understanding, and monitoring health events. By tracking symptoms of patients in emergency departments—before a diagnosis is confirmed—public health professionals can detect unusual levels of illness to determine whether a response is warranted. Syndromic data can serve as an early warning system for public health concerns and can allow public health officials to characterize the extent of opioid and other drug-related overdoses in communities. Note: As of June 1, 2022, there are 70 health systems submitting SynS Emergency Department data in Mississippi. This figure does not mean just 70 hospitals. For instance, Baptist Memorial is counted as one of the 70 systems; however, they have many hospitals and clinics under one health system. Similarly, the University of Mississippi Medical Center (UMMC) is also counted as one of the 70 systems; however, they have multiple emergency rooms in the Jackson hospital as well as a hospital in Grenada. Overdose data from the SynS Emergency Department indicates patient admission to an emergency department for an overdose. For drug overdose mortality data, see ‘Drug- Related Mortality Data’ reported by MBN.

Treatment Admissions for Opioid Use Disorder: Data included admissions reported by substance use disorder (SUD) treatment providers that are certified by the Mississippi Department of Mental Health (DMH). The data represent outpatient and inpatient services, including medication-assisted treatment, as reported through DMH’s data tracking tool. Treatments delivered within non-DMH certified facilities and general hospital admissions for SUDs are not featured in this report. Estimates reflect the number and types of patients commonly served by publicly funded treatment programs.

Drug-Related Crime Data: The arrest data reflects all drug-related offenses including the manufacture, sales, and possession of any controlled substance. These data may not be complete because of underreporting by local police departments. Additionally, crime statistics are influenced by the scope of law enforcement activities. Greater law enforcement capacity, for example, may lead to increased arrest rates for particular offenses.

Population Estimates for Mississippi: Rates were calculated using the 2021 Mississippi population estimates released by the U.S. Census Bureau. Accessed on 4/01/2022 at: <https://www.census.gov/quickfacts/MS>.

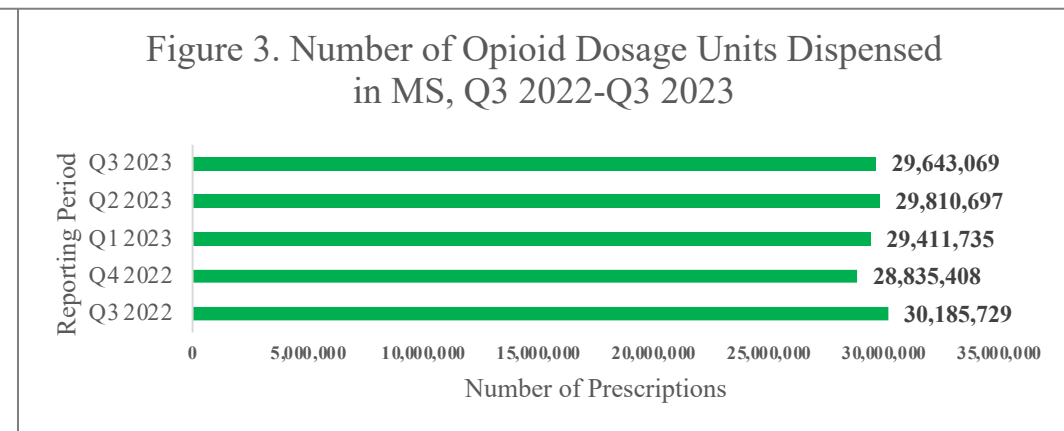
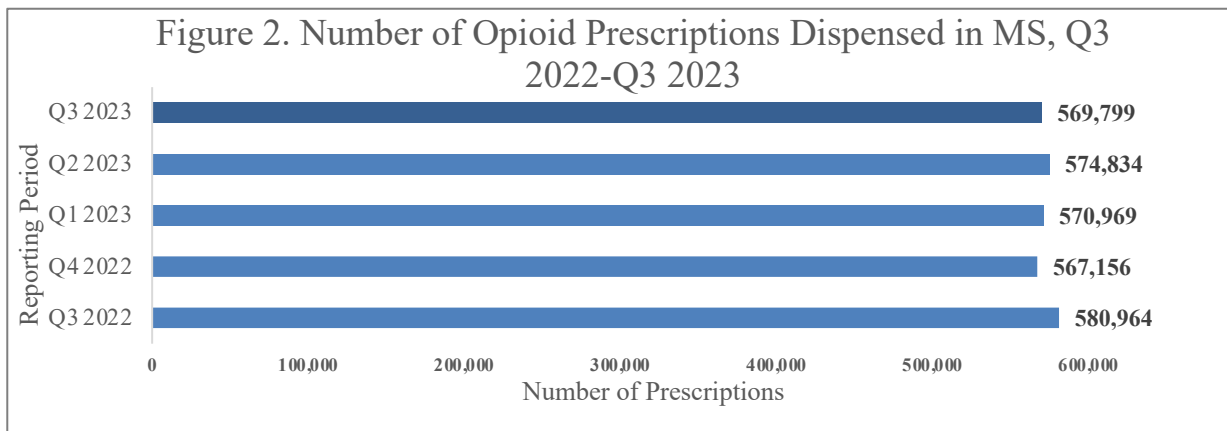
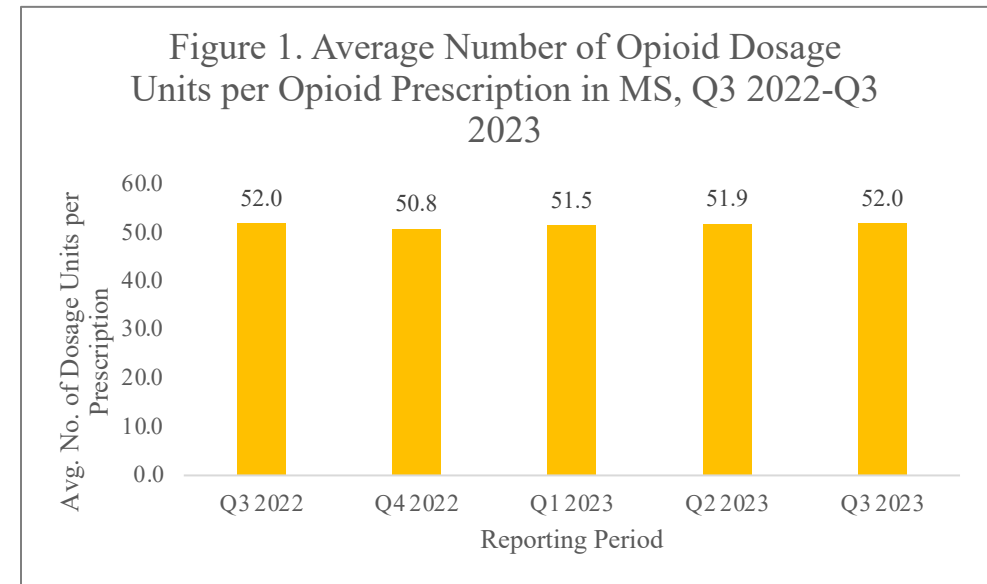
Historical Data: An appendix of previous years’ data can be found at the Mississippi State Department of Health website: <https://msdh.ms.gov/msdhsite/static/44,0,382,740.html>.

References:

1. National Take Back Day Results. Drug Enforcement Administration. 2022. Accessed on 4/1/2021 at <https://takebackday.dea.gov/>
2. Public Controlled Substance Disposal Locations. Accessed on 3/25/2022 at <https://apps.deadiversion.usdoj.gov/pubdispsearch/spring/main?execution=e2s1>

OPIOID PRESCRIPTIONS AND DOSAGE UNITS DISPENSED

- **Opioid Prescriptions:** In Q3 2023, 569,799 opioid prescriptions were dispensed in Mississippi.
 - On average, 6,331 opioid prescriptions were dispensed every day during this quarter.
 - A 1.92% increase in the number of opioid prescriptions was observed from Q3 2022 to Q3 2023.
 - In Q3 2023, there were enough opioid prescriptions dispensed for 19.32% of Mississippians to have a prescription.
- **Opioid Dosage Units:** During Q3 2023, over 29 million opioid dosage units (e.g., pills) were dispensed in Mississippi.
 - On average, approximately 329,367 dosage units were dispensed each day during Q3 2023.
 - Compared to Q3 2022, the number of dosage units dispensed decreased by 1.8% or approximately 542,660 pills in Q3 2023.
 - In Q3 2023, there were enough opioid dosage units dispensed for each Mississippian to have a supply of 10 dosage units.



CONSIDERATIONS: This report identified a considerable decline in the number of opioid prescriptions from 2019. This downward trend could be driven by regulation revisions made between 2018 and 2019 by the MS Board of Medical Licensure, MS Board of Nursing, and the MS Board of Dental Examiners as well as educational outreach and prevention efforts.

SUSPECTED DRUG OVERDOSE DEATHS

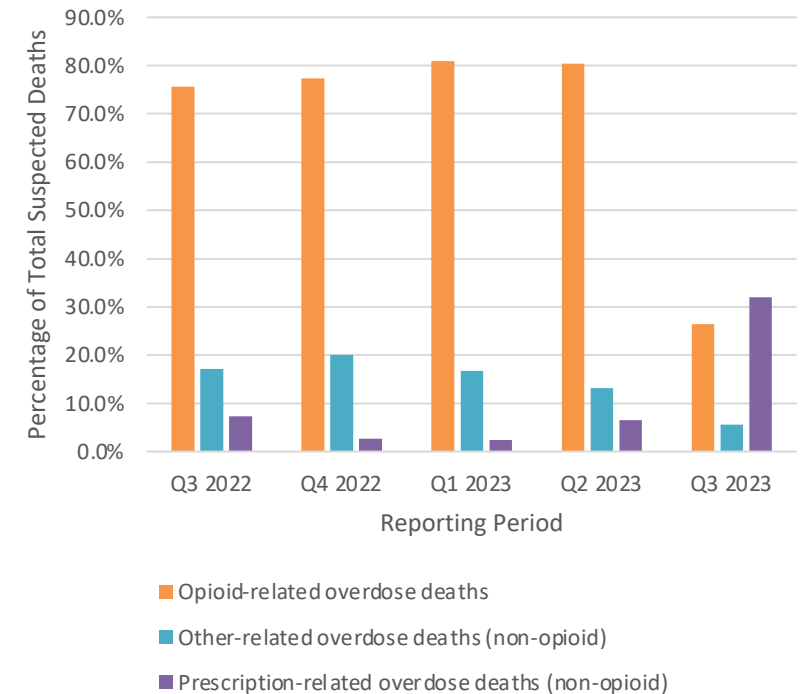
FINDINGS

- In Q3 2023, 49 (68.06%) of the 72 suspected overdose deaths reported to the Mississippi Bureau of Narcotics (MBN) were opioid-related. The number of opioid-related deaths decreased by 8.96% from Q3 2022 to Q3 2023, and the total number of overdose deaths decreased by 13.89%.
- The number of deaths involving heroin decreased from Q3 2022 (4 deaths) to Q3 2023 (2 deaths) by 50%.
- There were 1.64 opioid-related overdose deaths per 100,000 persons reported to the Mississippi Bureau of Narcotics (MBN) in Q3 2023.
- The number of deaths involving fentanyl increased 66.67% from Q3 2022 (3 deaths) to Q3 2023 (17 deaths).
- 28 (38.89%) of the 72 suspected overdose deaths involved methamphetamine in Q3 2023.

Table 1. Number of Suspected Overdose Deaths Reported to MBN by Type of Involved Substance, MS, Q3 2022-Q3 2023

	Q3 2022	Q4 2022	Q1 2023	Q2 2023	Q3 2023
Prescription opioid related overdose	13	7	4	10	11
Fentanyl-related deaths	32	29	36	18	17
Fentanyl and prescription-related deaths	9	15	17	10	18
Heroin-related deaths	4	4	7	9	2
Heroin and prescription-related deaths	0	0	0	0	0
Heroin and Fentanyl-related deaths	4	3	4	2	1
<i>Total opioid-related overdose deaths</i>	62	58	68	49	49
Other-related overdose deaths	14	15	14	8	19
Prescription-related overdose deaths	6	2	2	4	4
<i>Total non-opioid related overdose deaths</i>	20	17	16	12	23
Overall total suspected overdose deaths	82	75	84	61	72

Figure 4. Percentage of Total Suspected Deaths by Type of Involved Substance, MS, Q3 2022 - Q3 2023



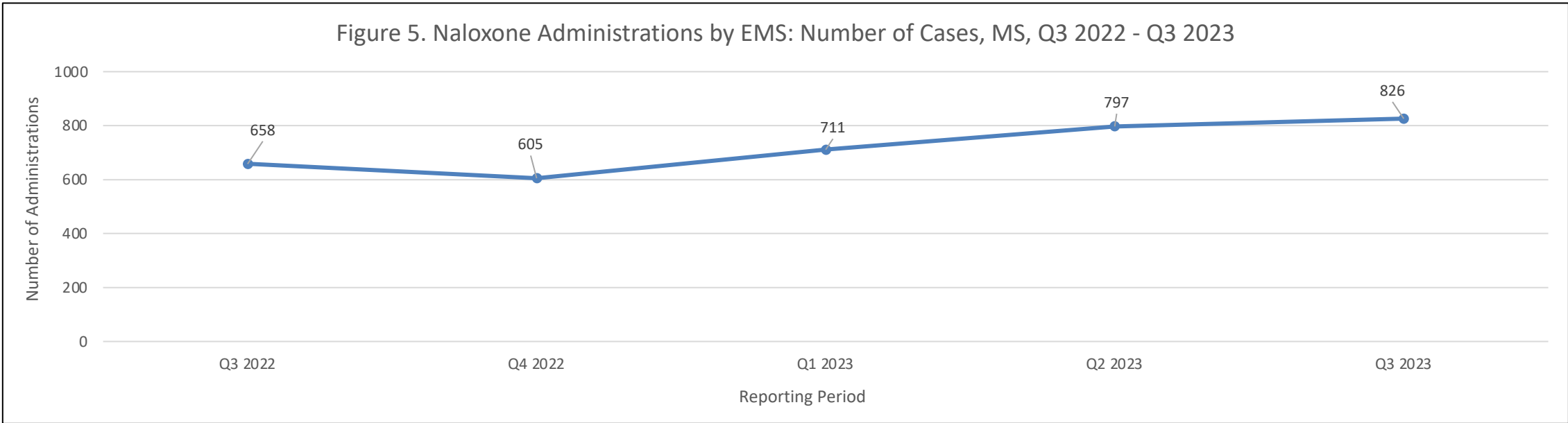
CONSIDERATIONS: The accurate assessment of drug-related fatalities depends on complete and high-quality data. The reliability of mortality data, however, is impacted by several constraints such as insufficient resources, training, or time for performing thorough death investigations. In addition, Mississippi lacks a centralized system for connecting different entities involved in the compilation and reporting of mortality data. Efficient collaboration among state agencies, educational outreach for coroners, and standardized protocols for drug overdose investigation and reporting are measures that can improve drug-related mortality surveillance. It should also be noted that the MBN does not include a death in the count until a toxicology report has been completed; therefore, currently pending cases may result in increased numbers in the future.

EMS NALOXONE ADMINISTRATIONS

FINDINGS

- Emergency Medical Services (EMS) data revealed that naloxone was administered 826 times during Q3 2023, which is a 25.5% increase compared to Q3 2022 (658).
- On average, 275 naloxone administrations were reported in Mississippi each month during the third quarter of 2023.

Figure 5. Naloxone Administrations by EMS: Number of Cases, MS, Q3 2022 - Q3 2023



CONSIDERATIONS: The life-saving drug naloxone, an opioid antagonist, is used to reverse opioid overdose. The emergence and growing popularity of highly toxic synthetic opioid substances require the following state-level actions:

- Facilitating and expanding access to naloxone for patients with opioid use disorders.
- Providing training on naloxone administration for all first responders and all persons at risk for opioid-related overdoses as well as their families, friends, and community members.

IMPORTANT MESSAGE: Figure 5 documents only naloxone distributed through EMS. Additional distribution occurs through the State Opioid Response (SOR) grant and a standing order. In May 2018, State Health Officer of Mississippi, Dr. Mary Currier, signed a standing order that covers, without a prescription, the dispensing and administration of naloxone. The standing order was re-signed by Dr. Paul Byers, State Epidemiologist, in May of 2019, 2020, 2021, 2022 and 2023.

SUSPECTED OVERDOSE DEATHS AND NALOXONE ADMINSTRATIONS BY COUNTY

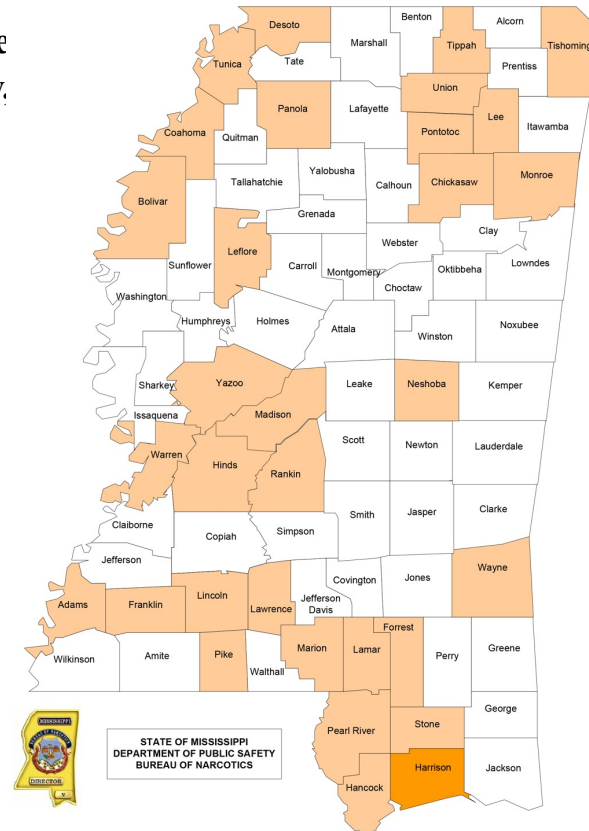
FINDINGS

- **Suspected Overdose Deaths:** The top 3 counties of Harrison (18), Lee (4) and Rankin (4) accounted for 36.11% of all suspected overdose deaths in Q3 2023.
- **Naloxone Administration:** The top 3 counties, Harrison (104), Hinds (82) and Desoto (64) accounted for 30.3% of all EMS naloxone administrations in Q3 2023.

Figure 6. Number of Suspected Overdose Deaths by County, MS, Q3 2023

OVERDOSE DEATHS JULY – SEPT 2023		
# Deaths	# Counties	
0	16	(50)
1-5	31	(31)
6-10	0	(0)
11-20	1	(1)
21-UP	0	(0)

Total Drug-Related Overdose Deaths Reported to MBN
72



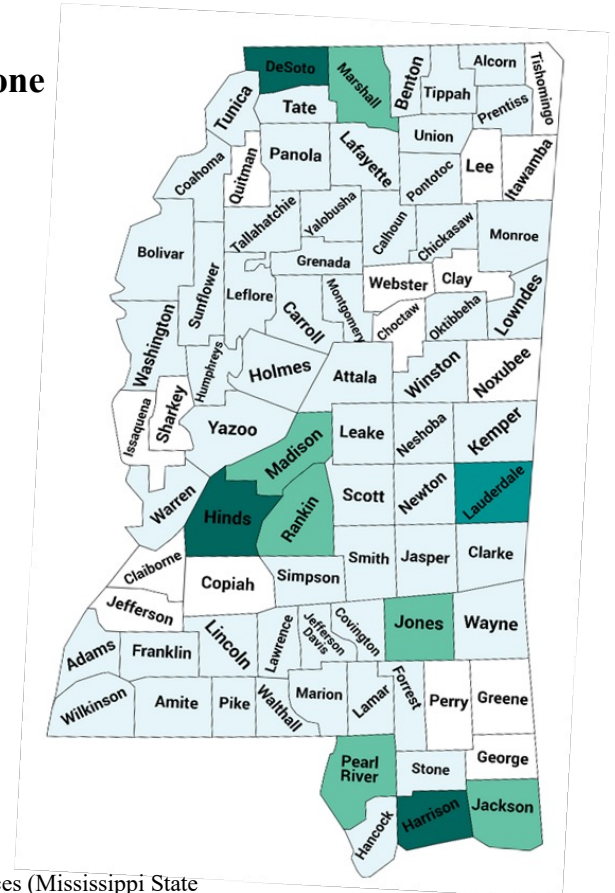
STATE OF MISSISSIPPI
DEPARTMENT OF PUBLIC SAFETY
BUREAU OF NARCOTICS

Figure 7. Number of EMS Naloxone Administrations by County, MS, Q3 2023

Naloxone Administrations July – Sept. 2023		
# Admins.	# Counties	
0	16	(16)
1-20	56	(56)
21-40	6	(6)
41-60	1	(1)
61+	3	(3)

Total Administrations:
826

Total includes 1 cases of out-of-state county.



Data Source: Drug-Related Mortality (Mississippi Bureau of Narcotics)

Data Source: Mississippi Emergency Medical Services (Mississippi State Department of Health)

STATE OPIOID RESPONSE GRANT: TREATMENT ADMISSIONS FOR OPIOID USE DISORDERS

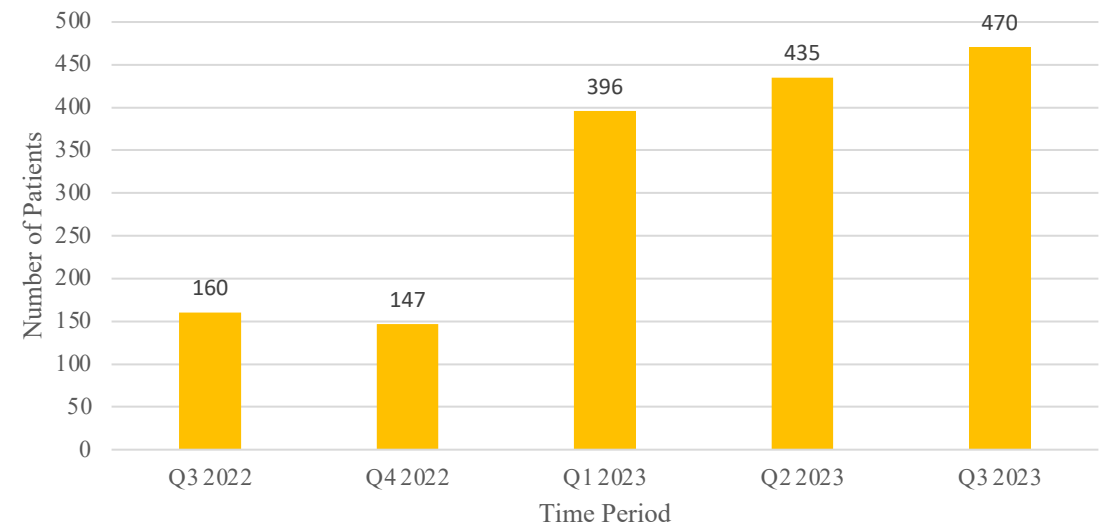
FINDINGS

- This page reports substance use admissions to facilities certified by the Department of Mental Health (DMH). The data was collected from clients served by the State Opioid Response (SOR) grant, which provides funding for substance use treatment services at reduced or no cost to *underinsured or uninsured* people.
- Due to the limited population served by SOR, the persons featured in this data source are not a representative sample of the state’s substance use or opioid use prevalence.
- A total of 1,988 Mississippians were admitted in Q3 2023 to community mental health centers for all substance use disorders and 470 (see Table 2) for opioid use disorders (includes primary, secondary, and tertiary).
- Opioids were listed as the primary diagnosis for 372 (18.71%) of the 1,988 unique patients admitted in Q3 2023.
- Figure 8 displays the total number of unique patients for whom opioids were a primary, secondary, or tertiary diagnosis. There was a 71.26% increase in unique patients diagnosed with an opioid use disorder from Q3 2022 to Q3 2023.

Table 2: Unique Patients at Mental Health Facilities with Opioids as Primary, Secondary, or Tertiary Diagnosis, MS, Q3 2022 – Q3 2023

	Q3 2022	Q4 2022	Q1 2023	Q2 2023	Q3 2023
Primary	117	106	250	219	372
Secondary	39	37	106	156	81
Tertiary	4	4	40	60	17
Total	160	147	396	435	470

Figure 8: Total Unique Patients with Opioids as Primary, Secondary, or Tertiary Diagnosis, MS, Q3 2022 - Q3 2023



CONSIDERATIONS: The actual number of unique patients is a best estimate because patients can be admitted to multiple drug treatment programs, relapse, be re-admitted for a different treatment, or re-admitted in a different region.

NOTE: In July 2020, a transition occurred from the historical reporting system to a SAMHSA-recommended statewide reporting system that produces more accurate data. Therefore, some reported numbers may reflect admission and patient miscounting.

STATE OPIOID RESPONSE GRANT: SUBSTANCE USE DISORDER DIAGNOSES

FINDINGS

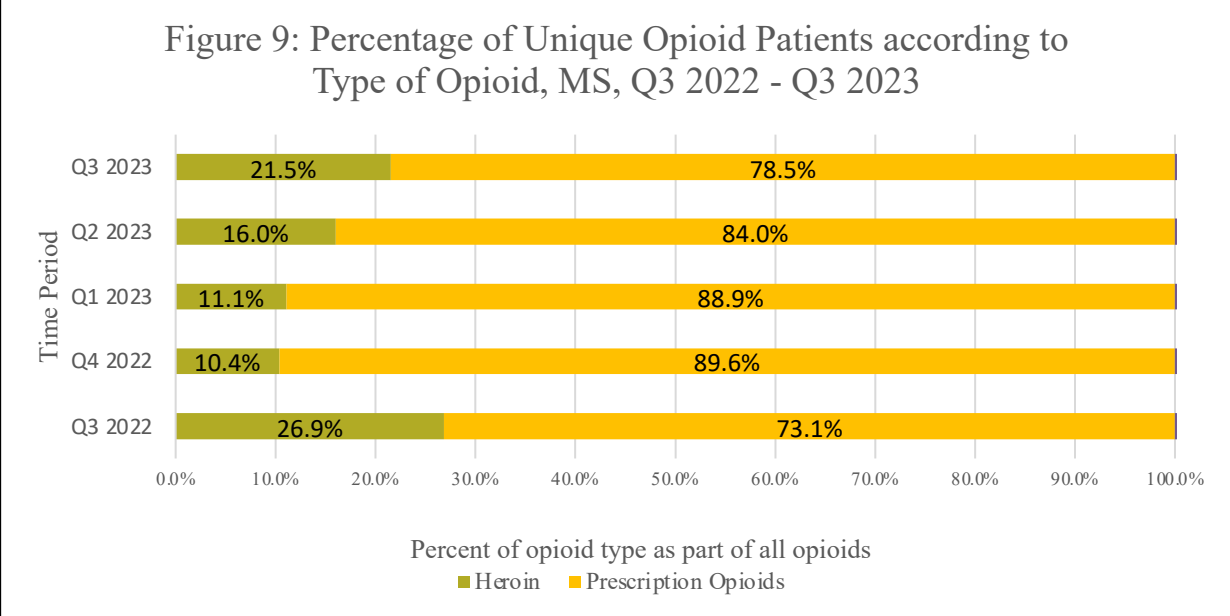
- This page reports all primary, secondary, and tertiary substance use diagnoses as reported by facilities certified by the Department of Mental Health (DMH). The data was collected from clients served by the State Opioid Response (SOR) grant, which provides funding for substance use treatment services at reduced or no cost to *underinsured or uninsured* people.
- Due to the limited population served by SOR, the persons featured in this data source are not a representative sample of the state’s substance use or opioid use prevalence. This population, however, does provide a stringent test of program effectiveness.
- In Q3 2023, 37.55% of all (primary, secondary, tertiary) substance use diagnoses were opioid-related.
- Compared to Q3 2022, the percentage of people with an opioid use disorder admitted with a heroin diagnosis increased from 26.9% to 200% in Q3 2023.
- The number of people admitted for opioid use disorders increased from Q3 2022 (117) to Q3 2023 (470) by 301.71%.

CONSIDERATIONS: The actual number of unique patients is a best estimate because patients can be admitted to multiple drug treatment programs, relapse, be re-admitted for a different treatment, or re-admitted in a different region.

NOTE: In July 2020, a transition occurred from the historical reporting system to a SAMHSA-recommended statewide reporting system that produces more accurate data. Therefore, some reported numbers may reflect admission and patient miscounting.

Table 3: Number of Unique Opioid Admissions by Type of Drug, MS, Q3 2022-Q3 2023

Type of Drug	Q3 2022	Q4 2022	Q1 2023	Q2 2023	Q3 2023
Heroin	43	17	30	47	129
Prescription Opioids	117	147	240	246	470
Alcohol	298	320	362	367	291
Benzodiazepines	36	46	70	63	42
Cocaine/Crack Cocaine	82	80	136	108	229
Marijuana/Hashish/THC	130	133	226	183	74
Methamphetamine	128	129	197	197	360



DRUG-RELATED CRIME DATA

FINDINGS

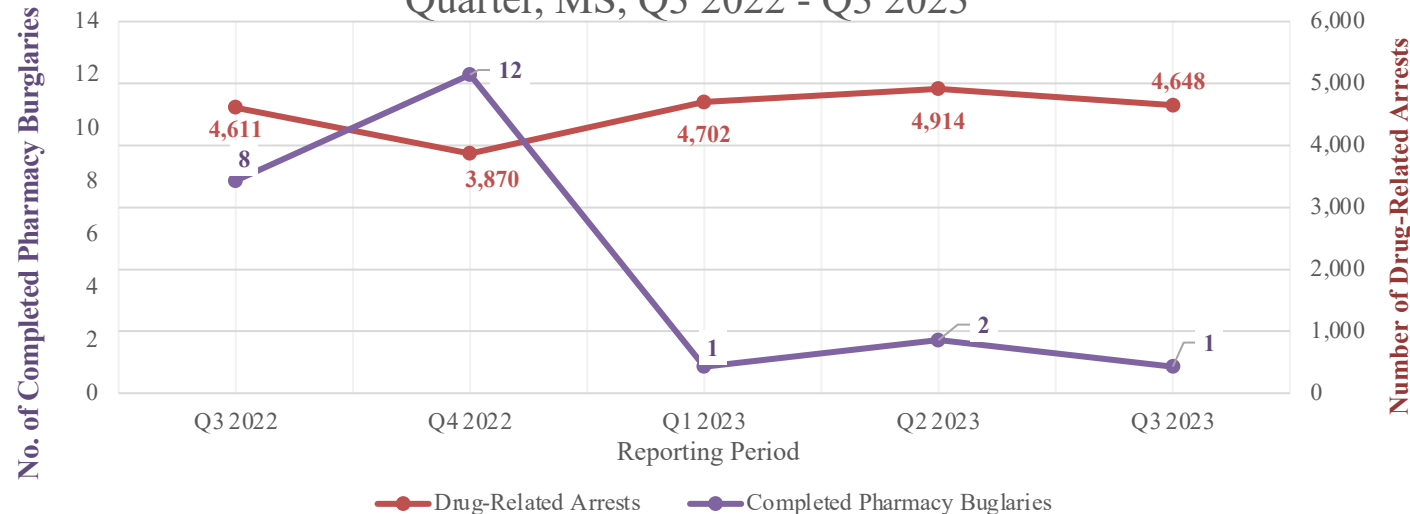
Drug-Related Arrests:

- The total number of drug-related arrests reported in Q3 2023 was 4,648, which increased by .80% compared to Q3 2022 (4,611).
- In Q3 2023, an average of 51.64 drug-related arrests were reported each day in Mississippi.
- There were 157.56 drug-related arrests per 100,000 persons reported to MBN in Q3 2023.
- In Q3 2023, the greatest numbers of drug-related arrests were reported in DeSoto (759), Hinds (395), and Harrison (314) counties. They accounted for 31.58% of all drug-related arrests in Mississippi.

Pharmacy Burglaries:

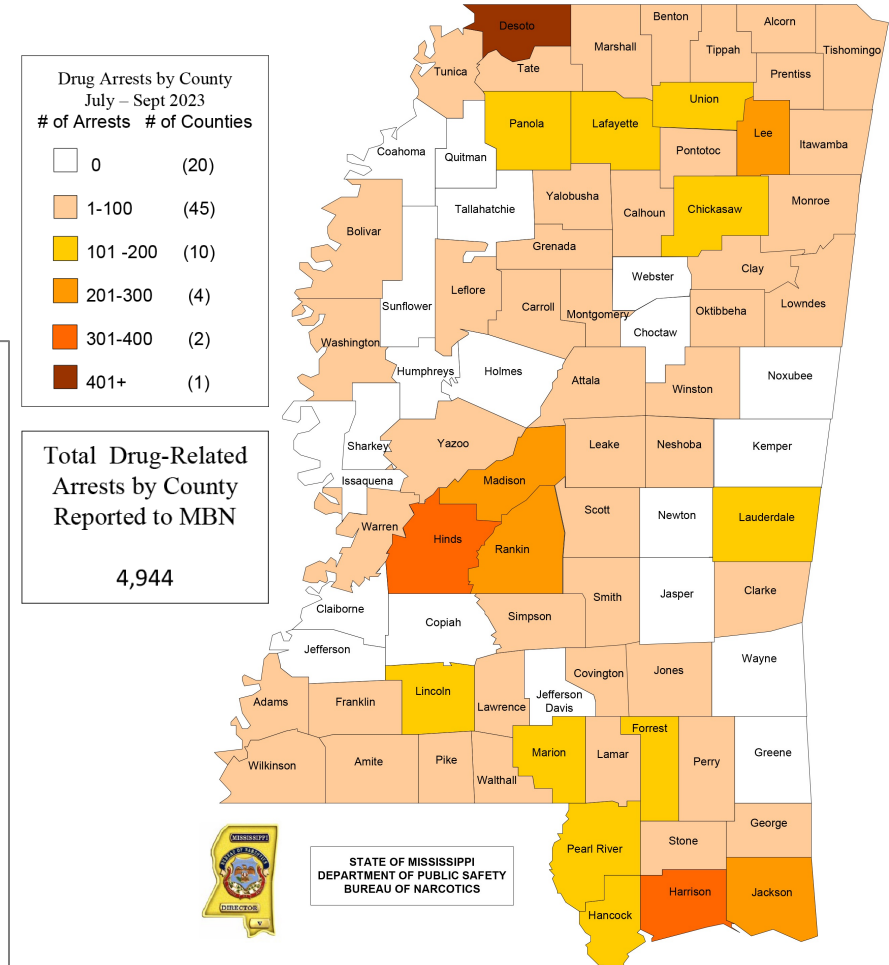
- In Q3 2023, there was one completed pharmacy burglaries which was a decrease from Q3 2022.

Figure 10: Drug-Related Arrests and Pharmacy Burglaries by Quarter, MS, Q3 2022 - Q3 2023



Data Source: Drug-Related Crime (Mississippi Bureau of Narcotics)

Figure 10b. Number of Drug-Related Arrests by County, MS, Q3 2023



Total Drug-Related Arrests by County Reported to MBN
4,944



STATE OF MISSISSIPPI
DEPARTMENT OF PUBLIC SAFETY
BUREAU OF NARCOTICS

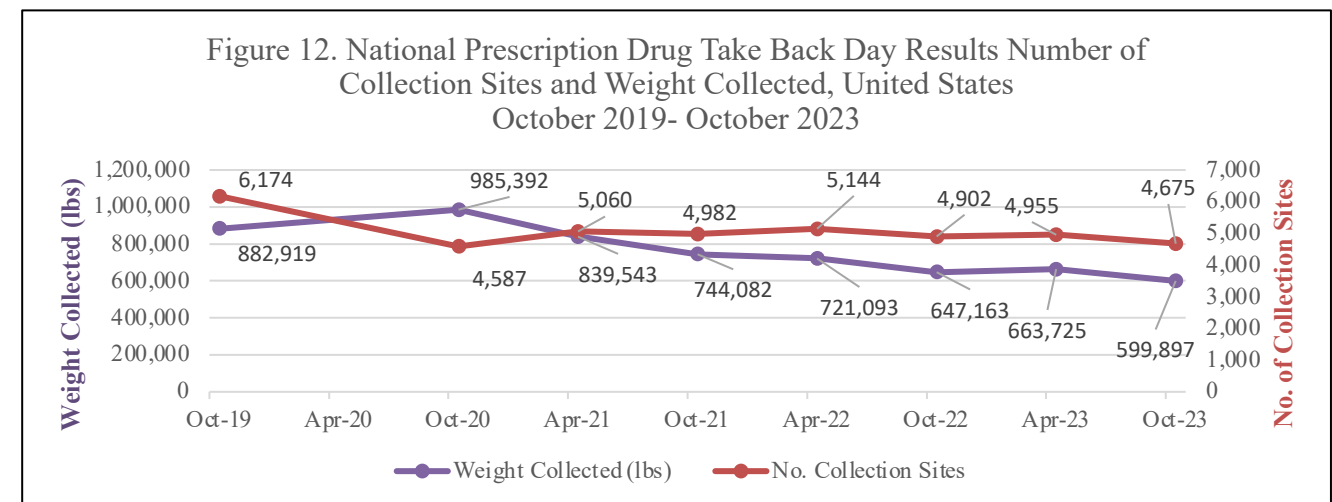
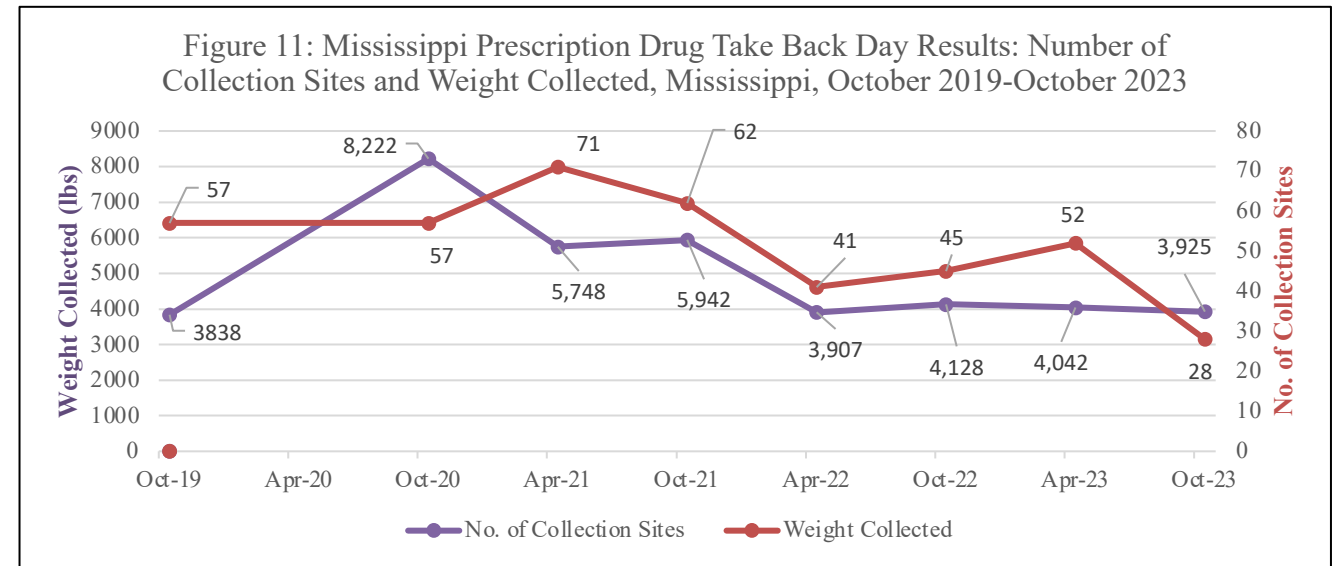
DRUG TAKE BACK DAYS: MISSISSIPPI AND NATIONAL RESULTS

FINDINGS

- The Drug Enforcement Administration (DEA) holds two National Prescription Drug Take Back Days each year in April and October to collect unused prescription medications. Since its inception, nearly 8.95 tons of drugs have been collected nationwide, with over 32.78 tons collected in Mississippi alone (see Figure 11).
- In October 2023, a total of 599,897 pounds of drugs were collected from 4,675 sites across the United States. During the same event, 3,925 pounds were collected from 28 sites in Mississippi (see Figure 12).
- The Collection Site Locator on the DEA’s website can be used to find public collection sites between Take Back Days.¹
- Prescription drop boxes are also available year-round at school and law enforcement locations in the following areas in Mississippi:²

Bay St. Louis PD	Biloxi PD	Brandon PD	Byram PD	Columbus PD	D’Iberville PD
Gulfport PD	Jackson PD Headquarters	Jackson Precinct 1	Jackson Precinct 2	Jackson Precinct 3	Jackson Precinct 4
Kemper Co. School District	Long Beach PD	Louisville PD	McComb PD	MHP- Batesville	MHP- Biloxi
MHP- Brookhaven	MHP- Hattiesburg	MHP- Jackson I-55	MHP- Meridian	MHP- Pearl	MHP- Starkville
MHP- Tupelo	Moss Point PD	Mississippi State University	Campus PD	Ocean Springs PD	Oxford PD
Pascagoula PD	Pass Christian PD	Pearl PD	Ridgeland PD	Smith Co. SD	Vicksburg PD
Waveland PD					

PD = Police Department, MHP = Mississippi Highway Patrol
SD = Sheriff’s Department



COUNTY-LEVEL DATA: Q3 2023

Table 4. Number of Suspected Overdose Deaths, EMS Naloxone Administrations, and Drug-Related Arrests by County, MS, Q3 2023

County	Number of Suspected Overdose Deaths	Number of EMS Naloxone Administrations	Number of Reported Drug-Related Arrests	County	Number of Suspected Overdose Deaths	Number of EMS Naloxone Administrations	Number of Reported Drug-Related Arrests
Adams	1	9	21	Leflore	1	9	2
Alcorn	*	8	45	Lincoln	1	8	113
Amite	*	<5	11	Lowndes	*	14	17
Attala	*	<5	36	Madison	1	23	276
Benton	*	5	2	Marion	2	<5	149
Bolivar	1	6	6	Marshall	*	26	75
Calhoun	*	<5	27	Monroe	3	8	67
Carroll	*	<5	20	Montgomery	*	<5	15
Chickasaw	2	<5	105	Neshoba	1	6	53
Choctaw	*	*	*	Newton	*	<5	*
Claiborne	*	*	*	Noxubee	*	*	*
Clarke	*	<5	26	Oktibbeha	*	7	24
Clay	*	*	5	Panola	2	10	121
Coahoma	1	<5	*	Pearl River	2	31	116
Copiah	*	*	*	Perry	*	*	4
Covington	*	10	20	Pike	1	8	63
DeSoto	1	64	759	Pontotoc	1	<5	69
Forrest	3	15	123	Prentiss	*	6	5
Franklin	1	<5	1	Quitman	*	*	*
George	*	*	10	Rankin	4	32	273
Greene	*	*	*	Scott	*	<5	26
Grenada	*	14	31	Sharkey	*	*	*
Hancock	2	19	128	Simpson	*	8	46
Harrison	18	104	314	Smith	*	<5	26
Hinds	2	82	395	Stone	3	<5	1
Holmes	*	<5	*	Sunflower	*	8	*
Humphreys	*	<5	*	Tallahatchie	*	<5	*
Issaquena	*	*	*	Tate	*	7	36
Itawamba	*	*	10	Tippah	2	7	7
Jackson	*	39	262	Tishomingo	1	*	42
Jasper	*	5	*	Tunica	1	11	9
Jefferson	*	*	*	Union	1	10	130
Jefferson Davis	*	<5	*	Walthall	*	<5	7
Jones	*	31	76	Warren	1	17	67
Kemper	*	<5	*	Washington	*	11	13
Lafayette	*	16	104	Wayne	2	5	*
Lamar	2	11	66	Webster	*	*	*
Lauderdale	*	42	103	Wilkinson	*	<5	2
Lawrence	2	8	31	Winston	*	<5	6
Leake	*	<5	44	Yalobusha	*	6	8
Lee	4	*	290	Yazoo	2	<5	5

Note: The asterisk * values in this table may signify either that cases of overdose deaths, naloxone administrations, and drug-related crimes have not occurred or that such cases did occur but were not reported by the relevant authorities.

Data Sources: Drug-Related Mortality (Mississippi Bureau of Narcotics), Mississippi Emergency Medical Services (Mississippi State Department of Health) (EMS Naloxone Administration counts from 1 to 4 subject to suppression under MSDH policy to protect privacy), and Drug-Related Crime (Mississippi Bureau of Narcotics)

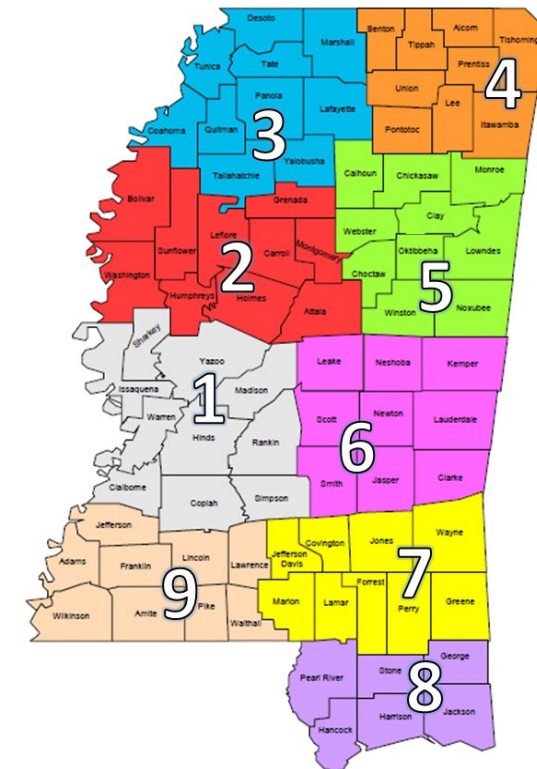
SUSPECTED OVERDOSE DEATHS, EMS NALOXONE ADMINISTRATIONS, AND DRUG-RELATED ARRESTS

- Figure 13 displays the nine districts used by the Mississippi Bureau of Narcotics (MBN).
- Table 5 shows the five districts with the highest rates of suspected overdose deaths, EMS naloxone administrations, and drug-related arrests in Q3 2023.

Table 5. Rank of MBN Public Safety Districts: Rates of Suspected Overdose Deaths, EMS Naloxone Administrations, Drug-Related Arrests, MS, Q3 2023

Suspected Overdose Deaths per 100,000 Persons by MBN Public Safety District, MS, Q2 2023		
Rank	MBN District	Suspected Overdose Deaths per 100,000 Persons
1	8	5.01
2	9	3.63
3	4	3.29
4	7	2.92
5	5	2.10
* Overdose death data for 2022 is pending due to lab results.		
EMS Naloxone Administrations per 100,000 Persons by MBN Public Safety District, MS, Q2 2023		
Rank	MBN District	Administrations per 100,000 Persons
1	8	38.85
2	3	36.11
3	6	29.24
4	2	29.08
5	1	26.42
Drug-Related Arrests per 100,000 Persons by MBN Public Safety District, MS, Q3 2023		
Rank	MBN District	Drug-Related Arrests per 100,000 Persons
1	3	285.39
2	9	214.36
3	8	168.62
4	4	168.55
5	1	159.99

Figure 13: Department of Public Safety Districts



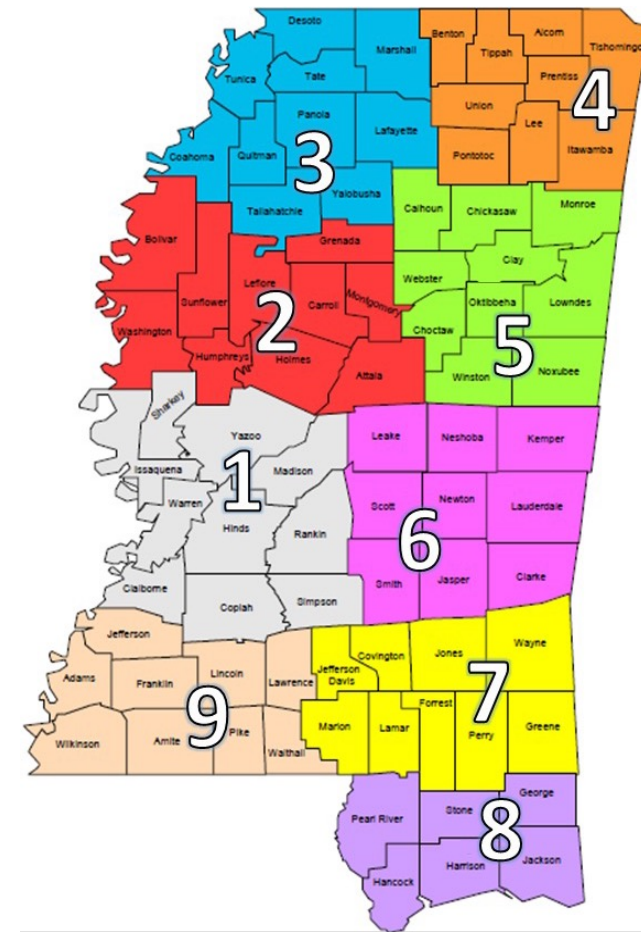
Source: Mississippi Bureau of Narcotics

RATE OF SUSPECTED NONFATAL DRUG OVERDOSES FOR OPIOIDS, HEROIN, AND STIMULANTS (PER 100,000 PERSONS)

Table 6: Provisional Syndromic Surveillance Emergency Department Nonfatal Drug Overdose Data per 100,000, MS, Q3 2023

Suspected All Nonfatal Drug Overdoses per 100,000 Persons by Public Safety District, MS, Q3 2023		
Rank	Public Safety District	Suspected All Nonfatal Drug Overdoses per 100,000 Persons
1	8	96.44
2	7	67.55
3	6	61.43
4	4	55.40
5	9	51.60
Suspected Nonfatal Heroin Overdoses per 100,000 Persons by Public Safety District, MS, Q3 2023		
Rank	Public Safety District	Suspected Nonfatal Heroin Overdoses per 100,000 Persons
1	8	23.10
2	3	14.45
3	7	11.42
4	6	10.31
5	1	8.15
Suspected Nonfatal Opioid Overdoses per 100,000 Persons by Public Safety District, MS, Q3 2023		
Rank	Public Safety District	Suspected Nonfatal Opioid Overdoses per 100,000 Persons
1	8	1.40
2	2	----
3	7	----
4	3	----
5	1	----
Suspected Nonfatal Stimulant Overdoses per 100,000 Persons by Public Safety District, MS, Q3 2023		
Rank	Public Safety District	Suspected Nonfatal Stimulant Overdoses per 100,000 Persons
1	8	5.82
2	9	4.20
3	7	3.26
4	3	2.99
5	2	2.83

Figure 14. Department of Public Safety Districts



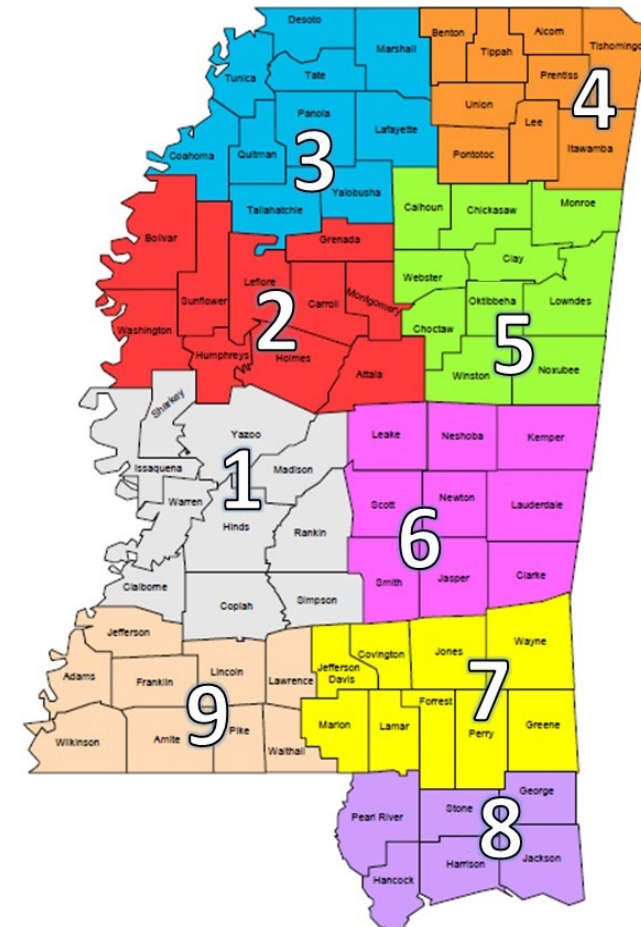
Source: Mississippi Bureau of Narcotics

NUMBER OF SUSPECTED NONFATAL DRUG OVERDOSES FOR OPIOIDS, HEROIN, AND STIMULANTS

Table 7: Provisional Syndromic Surveillance Emergency Department Nonfatal Drug Overdose Data by Count, MS, Q3 2023

Suspected All Nonfatal Drug Overdoses by Count and by Public Safety District, MS, Q3 2023		
Rank	Public Safety District	Suspected All Nonfatal Drug Overdoses by Count
1	8	480
2	1	287
3	7	207
4	3	196
5	4	156
Suspected Nonfatal Heroin Overdoses by Count and by Public Safety District, MS, Q3 2023		
Rank	Public Safety District	Suspected Nonfatal Heroin Overdoses by Count
1	8	115
2	3	58
3	1	52
4	7	35
5	6	24
Suspected Nonfatal Opioid Overdoses by Count and by Public Safety District, MS, Q3 2023		
Rank	Public Safety District	Suspected Nonfatal Opioid Overdoses by Count
1	8	7
2	7	<5
3	2	<5
4	3	<5
5	1	<5
Suspected Nonfatal Stimulant Overdoses by Count and by Public Safety District, MS, Q3 2023		
Rank	Public Safety District	Suspected Nonfatal Stimulant Overdoses by Count
1	8	29
2	3	12
3	7	10
4	9	7
5	2	6

Figure 15. Department of Public Safety Districts



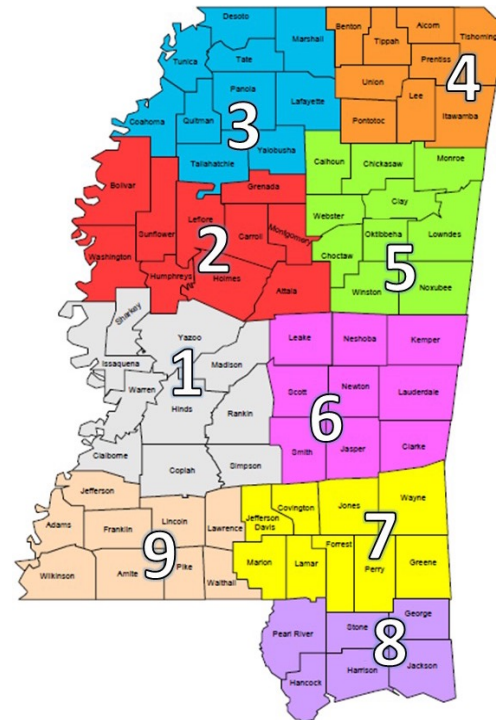
Source: Mississippi Bureau of Narcotics

PROVISIONAL SYNDROMIC SURVEILLANCE EMERGENCY DEPARTMENT NONFATAL DRUG OVERDOSE

Table 8: Provisional Syndromic Surveillance Emergency Department Nonfatal Drug Overdose Data by Rate per 100,000 and by Count, MS, Q3 2023

Safety District 1 (pop. = 637,813)	Number of Nonfatal Overdoses	Rate of Nonfatal Overdoses per 100,000 Persons
All Drug	287	45.00
Opioid	<5	----
Heroin	52	8.15
Stimulants	<5	----
Safety District 2 (pop. = 211,558)	Number of Nonfatal Overdoses	Rate of Nonfatal Overdoses per 100,000 Persons
All Drug	109	51.52
Opioid	<5	----
Heroin	13	6.14
Stimulants	6	2.84
Safety District 3 (pop. = 401,236)	Number of Nonfatal Overdoses	Rate of Nonfatal Overdoses per 100,000 Persons
All Drug	196	48.85
Opioid	<5	----
Heroin	58	14.46
Stimulants	12	2.99
Safety District 4 (pop. = 281,551)	Number of Nonfatal Overdoses	Rate of Nonfatal Overdoses per 100,000 Persons
All Drug	156	55.41
Opioid	0	0.00
Heroin	21	7.46
Stimulants	5	1.78
Safety District 5 (pop. = 240,485)	Number of Nonfatal Overdoses	Rate of Nonfatal Overdoses per 100,000 Persons
All Drug	89	37.01
Opioid	0	0.00
Heroin	10	4.16
Stimulants	0	0.00

Figure 16. Department of Public Safety Districts



Source: Mississippi Bureau of Narcotics

Safety District 6 (pop. = 232,753)	Number of Nonfatal Overdoses	Rate of Nonfatal Overdoses per 100,000 Persons
All Drug	143	61.44
Opioid	0	0.00
Heroin	24	10.31
Stimulants	5	2.15
Safety District 7 (pop. = 306,417)	Number of Nonfatal Overdoses	Rate of Nonfatal Overdoses per 100,000 Persons
All Drug	207	67.55
Opioid	<5	----
Heroin	35	11.42
Stimulants	10	3.26
Safety District 8 (pop. = 497,700)	Number of Nonfatal Overdoses	Rate of Nonfatal Overdoses per 100,000 Persons
All Drug	480	96.44
Opioid	7	1.41
Heroin	115	23.11
Stimulants	29	5.83
Safety District 9 (pop. = 166,656)	Number of Nonfatal Overdoses	Rate of Nonfatal Overdoses per 100,000 Persons
All Drug	86	51.61
Opioid	0	0.00
Heroin	9	5.40
Stimulants	7	4.20

Announcements and Special Interests

Fentanyl Test Strips

- **Fentanyl Test Strips:** Mississippi's governor, Tate Reeves, signed House Bill 722 to decriminalize possession of Fentanyl test strips beginning July 1, 2023. It is anticipated that this change will help to save lives of Mississippians by giving them a tool to test any drug suspected to contain Fentanyl, which is a powerful synthetic opioid that is responsible for approximately 70,000 overdose deaths annually.
 - Fentanyl is a synthetic opioid that is up to 50 times stronger than heroin and 100 times stronger than morphine. It is a major contributor to fatal and nonfatal overdoses in the U.S.¹
 - There are two types of fentanyl: **pharmaceutical fentanyl** and **illicitly manufactured fentanyl**. Both are considered synthetic opioids. Pharmaceutical fentanyl is prescribed by doctors to treat severe pain, especially after surgery and for advanced-stage cancer.
 - Illicitly manufactured fentanyl (IMF) is available on the drug market in different forms, including liquid and powder.¹
 - Fentanyl and other synthetic opioids are the most common drugs involved in overdose deaths.¹ Even in small doses, it can be deadly. **Over 150 Americans die every day from overdoses related to synthetic opioids like fentanyl.**²

ODFree.org

- <https://odfree.org> is a website created by the Mississippi Public Health Institute in partnership with the Mississippi State Department of Health and content provided through the MOHDC partnership to allow the general public to easily find information regarding:
 - Resources for:
 - Naloxone Information: Includes a link to order a dose of Naloxone to be delivered to your residence.
 - Drug Take Back: Provides the next scheduled DEA Drug Take Back Day with statistics from previous efforts.
 - Request A Town Hall: To discuss the opioid epidemic in the state of Mississippi and have an open forum conversation of how communities can get involved.
 - Pain on the Job: Discusses opioids in the workplace due to job-related injuries and the dangers involved.
 - International Overdose Awareness Day: Brings to light the information for the public to get an overview of just how far-reaching potential overdoses could happen.
 - Professional Resources: Provides links to important resources, such as, Mississippi Behavioral Health Learning Network, Peer Recovery Center of Excellence, National Institute on Drug Abuse Training, U.S. Drug Enforcement Agency Resources, CDC, and SAMHSA.

1. Wilson N, Kariisa M, Seth P, Smith H IV, Davis NL. Drug and Opioid-Involved Overdose Deaths — United States, 2017–2018. *MMWR Morb Mortal Wkly Rep* 2020;69:290–297.

DOI: <http://dx.doi.org/10.15585/mmwr.mm6911a4>.

2. NCHS, National Vital Statistics System. Estimates for 2020 are based on provisional data. Estimates for 2015-2019 are based on final data (available from: <https://www.cdc.gov/nchs/nvss/vsrr/drug-overdose-data.htm>).

THE MISSISSIPPI OPIOID AND HEROIN DATA COLLABORATIVE (MSOHDC)

PROJECT DESCRIPTION AND GOALS

Five state agencies have united to transform one of the most formidable drug-related challenges Mississippi has ever faced into an opportunity for developing data-driven policy changes aimed at combating the current opioid epidemic and preventing future drug-related crises.

GOALS

