



2023-2024 Influenza Surveillance Report

Week 44

Oct. 29 – Nov. 4, 2023

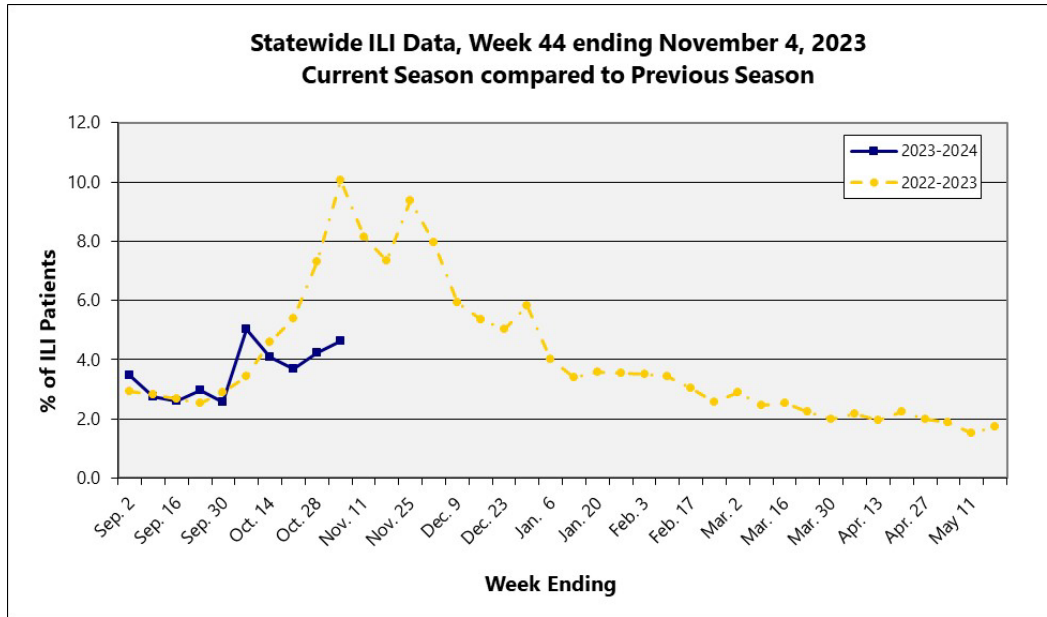
About our flu activity reporting

MSDH relies upon selected sentinel health practitioners across the state to report the percentage of total patient visits consistent with an influenza-like illness (ILI: fever of 100°F or higher AND cough and/or sore throat). Also, providers are supplied with specimen collection kits. Samples are submitted to the Mississippi Public Health Laboratory for influenza PCR testing. Reports are used to estimate the state's ILI rate and the magnitude of the state's influenza activity. Reports represent only the distribution of flu in the state, not an actual count of all flu cases statewide. **Information is provisional only and may change depending on additional reporting from sentinel providers.**

Content

- ❖ [State ILI Surveillance](#)
- ❖ [Influenza Outbreaks](#)
- ❖ [Flu Testing Reports](#)
- ❖ [National and Mississippi Pediatric Mortality Surveillance](#)
- ❖ [National ILI Surveillance](#)
- ❖ [Appendix](#)
 - [Figure 1](#) (Statewide ILI Data, Current Season compared to Previous Season)
 - [Figure 2](#) (Percentage of ILI Cases by Age Group, Mississippi)
 - [Figure 3](#) (State ILI Rates 2019-2023 (YTD))
 - [Figure 4](#) (Comparison of the BioSense and Statewide ILI Rates)

State ILI Surveillance

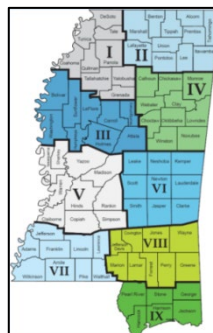


During week **44** (10/29/23-11/4/23), the overall state ILI rate (**4.6%**) **increased** from the previous week (**4.2%**) and was lower than this time last year (**10.1%**). | [Figure 1](#)

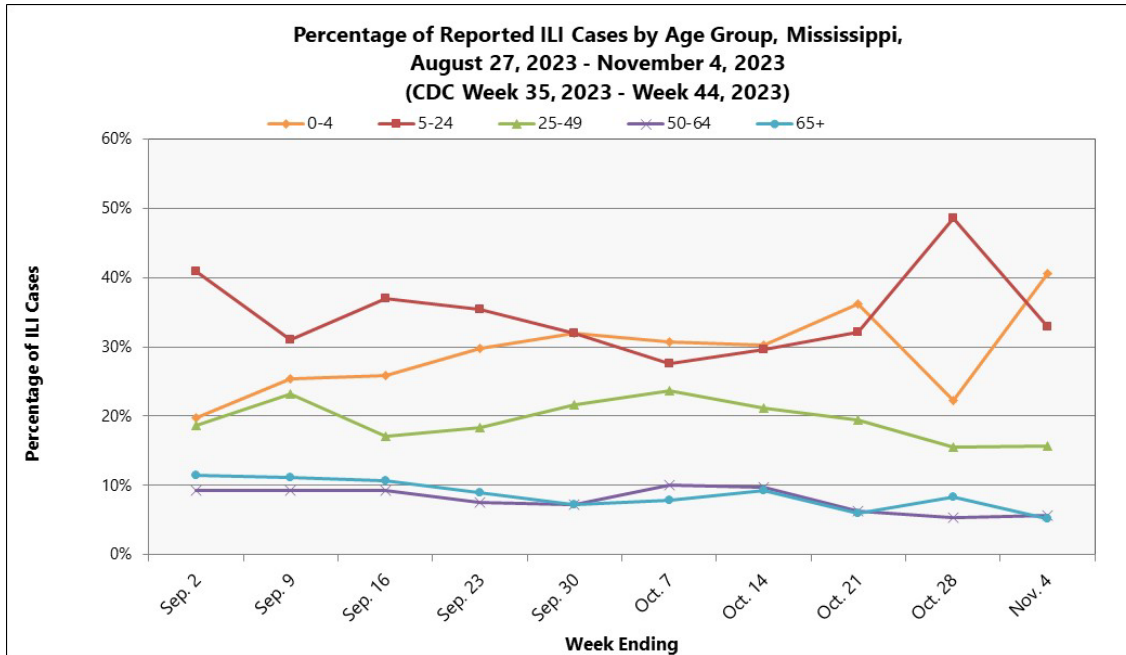
Total number of patients treated by sentinel providers in the last three weeks | **Table 1**

2023-2024 Influenza Season					
CDC Week	Week Ending	Number of reports received from Sentinel Providers	Total patients	ILI symptoms	ILI Rate (%)
44	Nov. 4	102	16225	750	4.6
43	Oct. 28	103	16589	700	4.2
42	Oct. 21	104	16676	617	3.7

During week **44**, four districts (6, 7, 8, and 9) had an increase in ILI activity, while three districts (2, 3, and 4) had a decrease. Two districts (1 and 5) remained about the same. *Information is provisional only and may change depending on additional reporting from sentinel providers.* | **Table 2**



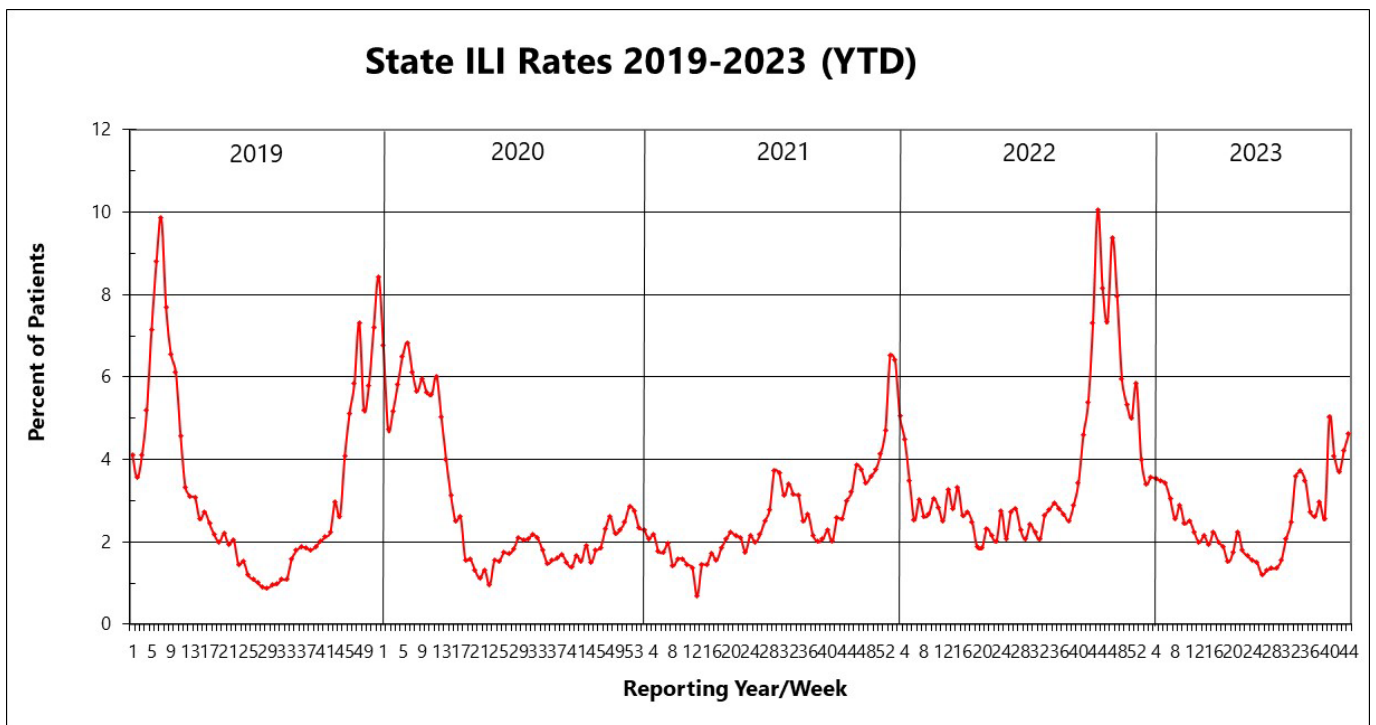
MSDH District ILI Rates (%) 2023-2024		
District	Week 43	Week 44
State	4.2	4.6
I	2.2	2.5
II	5.1	4.2
III	25.9	23.8
IV	5.3	4.2
V	4.0	3.9
VI	1.5	10.2
VII	6.9	9.0
VIII	2.5	3.3
IX	2.1	2.7



Overall, the percentage of reported ILI cases has been highest among those in the **5-24 years** of age group. During week **44**, the percentage

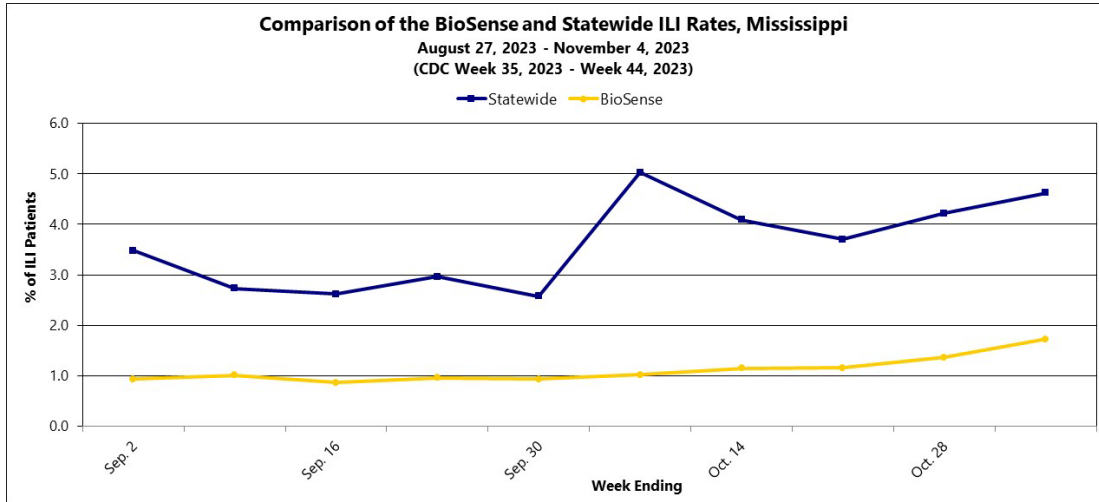
of ILI cases in the 5-24 years of age group decreased, in addition to the 65+ years of age group. However, the percentage of ILI cases increased in the 0-4 and 50-64 age groups when compared to the previous week. | [Figure 2](#)

Mississippi ILI Rates 2019-2023 | [Figure 3](#)



Syndromic ILI Surveillance

The Mississippi State Department of Health also collects influenza syndromic surveillance data through the CDC BioSense Platform. This data is comprised of chief complaints and diagnosis codes and is submitted electronically by participating hospitals and clinics throughout the state in near real-time. The BioSense data is an additional tool to monitor influenza activity in Mississippi.



The percentage of patients with a chief complaint or diagnosis of influenza-like illness during week **44** increased when

compared to the previous week. In addition, the statewide ILI rate increased from the previous week. |

Figure 4

Influenza Outbreaks

*Outbreaks are reportable in Mississippi as a Class 1A event and must be reported by telephone within **24 hours** of first knowledge or suspicion to the Mississippi State Department of Health. For more information on reportable diseases and conditions, please refer to the [MSDH List of Reportable Diseases and Conditions](#).*

No influenza outbreaks were reported during week 44 (ending Nov. 4, 2023) to MSDH.

For additional information on infection control measures in health care facilities and managing influenza outbreaks in long-term care facilities, please refer to the CDC's webpages:

<https://www.cdc.gov/flu/professionals/infectioncontrol/index.htm> and

<https://www.cdc.gov/flu/professionals/infectioncontrol/ltc-facility-guidance.htm>, respectively.

Flu Testing Reports

Since week 41 (week ending October 14, 2023), five laboratory confirmed influenza samples have been identified by the MSDH Public Health Laboratory. Three (60%) were identified as influenza A/H1, and two (40%) were identified as influenza B/Victoria.

The influenza cases were identified from the following counties: Hinds (3), Pearl River (1), and Lowndes (1).

National and Mississippi Pediatric Mortality Surveillance

Nationally, **one** influenza-associated pediatric death that occurred during the 2022-2023 season was reported to CDC during week **44**. The death was associated with an influenza A(H1N1)pdm09 virus. This death brings the total number of reported influenza-associated deaths occurring during that season to 182.

One influenza-associated pediatric death has been reported to CDC for the 2023-2024 season. This death was associated with an influenza A virus (not subtyped).

Mississippi has had **no** influenza-associated pediatric deaths reported during this influenza season.

For additional information on influenza-associated pediatric deaths, please refer to the [CDC's FluView](#).

National ILI Surveillance

During week **44**, influenza activity **increased** in the United States. 2.9% of patients reported through ILINet presented with ILI symptoms. This was an increase when compared to week 43 and is at the national baseline (2.9%).

Region 4's ILI rate (Southeast) **increased** when compared to the previous week. Mississippi is included in Region 4.

For additional information on flu activity nationwide, please refer to the CDC's website: <http://www.cdc.gov/flu/weekly/fluactivitysurv.htm>.

Additional influenza information:

Centers for Disease Control and Prevention	http://cdc.gov/flu/
Centers for Disease Control and Prevention FluView	http://www.cdc.gov/flu/weekly/
MSDH Flu	http://msdh.ms.gov/msdhsite/_static/14,0,199.html
World Health Organization FluNet	https://www.who.int/tools/flunet/flunet-summary

Appendix

Figure 1

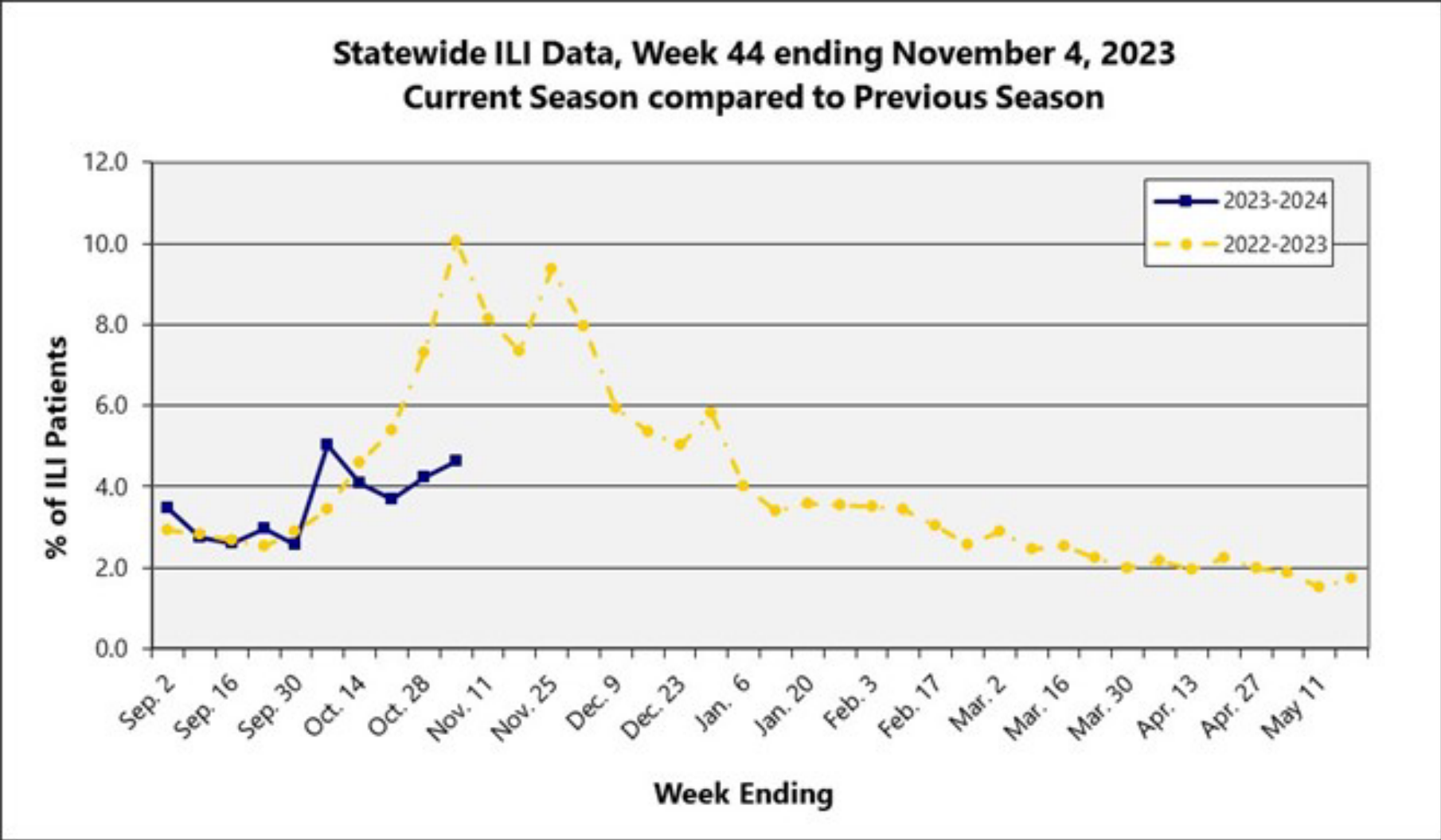


Figure 2

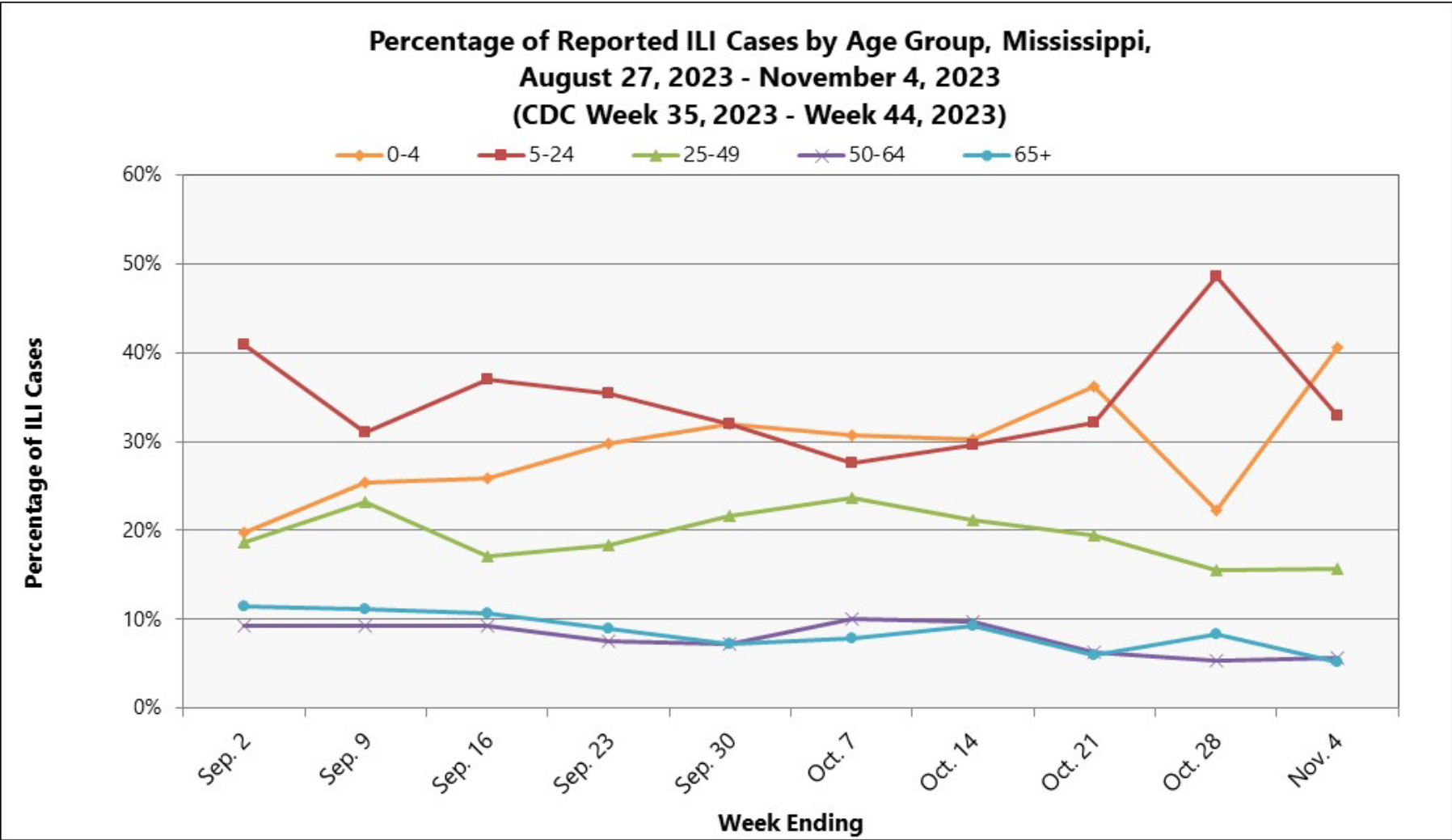


Figure 3

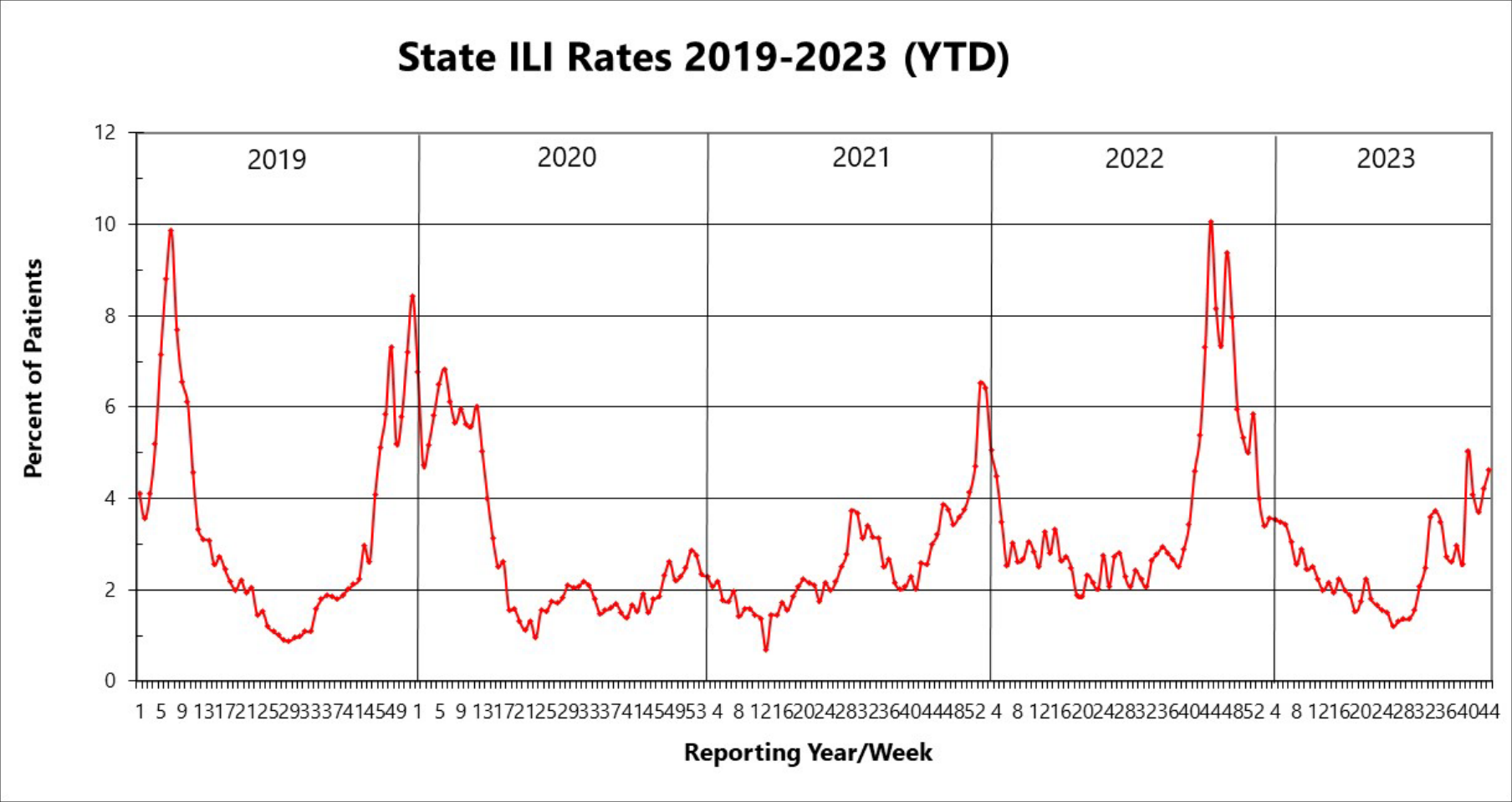


Figure 4

